



Battery activation


Step 1, Aim at the charging station and back off.



Step 2, When you hear Luba ring Power On and Power Off in sequence, push it out.



Step 3, Push out about 10cm and immediately return again



Step 4, Side light blinks, charging begins



Note: After the first push out, don't wait too long, push out about 10cm before returning.